



WEATHER CARE PREMIUM EXTERIOR EMULSION

Wallmaax Paints Weathercare Advanced Dustproof Weatherproof Emulsion is a smooth water-based, modified acrylic, exterior wall finish with silicon additives and improved anti algal properties.



LEAD FREE* GUARANTEE

* All Wallmaax Paints products contain no added Lead, Mercury, Arsenic or Chromium from April 2016.



SALIENT FEATURES

Weather Guard

WeatherCare is specially formulated to withstand extreme tropical conditions of high rainfall, humidity and heat

Excellent Protection against UV Attack

WeatherCare provides extremely good protection against alkali and UV degradation thus ensuring that the shade doesn't fade for a long time and the paint lasts longer

Excellent Anti-algal Performance


WeatherCare provides excellent resistance to growth of algae and fungi on the walls. This prevents appearance of black spots on walls due to algal growth

Fantastic Shade Range

WeatherCare comes in over 2000+ attractive shades that include dark shades that provide excellent hiding

PRODUCT FEATURES

Available Packs



Available Colors

2000+ 

* Currently available in more than 2000+ shades as per the Wallmaax Paints Colour Symphony.

Finish

▷ Soft Sheen ▷ Smooth

Coverage

On normal masonry surface by brushing




1 COAT
10 - 13 sq.m/ltr**

2 COAT
5 - 6 sq.m/ltr**

* Actual coverage may vary from the quoted coverage due to factors such as method and condition of application and surface roughness and porosity.

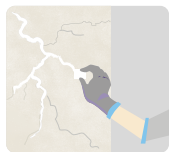
PRE PAINTING STEPS



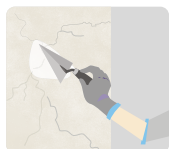
PLASTER New masonry surfaces must be allowed to cure completely. It is recommended to allow 28 days as the curing time for new masonry surfaces.



CLEANING Surface should be free from any loose paint, dust or grease. Growths of fungus, algae or moss should be removed by wire brushing and water. In case of areas having excessive dampness use Asian Paints SmartCare DampBlock to limit further dampness. When the underlying surface exhibits chalkiness, in spite of thorough surface cleaning, use Asian Paints SmartCare Exterior Sealer.



FILLING FOR CRACKS For filling cracks upto 3mm use Asian Paints Crack Seal.



FILLING FOR HOLES & DENTS In case of dents and holes use Asian Paints Acrylic Wall Putty or white cement and fine sand in the ratio 1:3

For exterior surfaces or substrates that are subjected to continuous seepage or dampness, kindly use Asian Paints SmartCare DampProof, before the top coat application.

APPLICATION PARAMETERS

APPLICATION

STEP 1
ASIAN PAINTS WALL PUTTY
(OPTIONAL)

THINNER

 WATER

DILUTION % (BY VOLUME)

BASED ON
REQUIREMENT
TO FORM PASTE

APPLICATION VISCOSITY(SEC)

PASTE FORM

RECOATING PERIOD (HOURS)

4 HRS

STEP 2
EXTERIOR WALL PRIMER
BRUSH / ROLLER / SPRAY

 WATER

BRUSH 90 - 110
ROLLER 90 - 110
SPRAY 40 - 45

BRUSH 15 - 18
SPRAY 33

4 HRS

HORIZONTAL SURFACES LIKE TOP OF WINDOWS, LEDGES SHOULD BE PAINTED WITH 3 COATS OF APEX FOR GREATER PROTECTION

APPLICATION OF PRIMER IS MANDATORY

STEP 3
FIRST COAT APEX ADVANCED
WEATHERPROOF EXTERIOR
EMULSION
BRUSH / ROLLER / SPRAY

 WATER

BRUSH 40
ROLLER 40
SPRAY 40

BRUSH 25 - 35
SPRAY 25 - 35

4 - 6 HRS

STEP 4
SECOND COAT APEX ADVANCED
WEATHERPROOF EXTERIOR
EMULSION
BRUSH / ROLLER / SPRAY

 WATER

BRUSH 40
ROLLER 40
SPRAY 40

BRUSH 25 - 35
SPRAY 25 - 35

4 - 6 HRS

1. As measured through a Ford cup. 2. Recoat period is quoted for 25°C and 50% Relative Humidity, these may vary under different conditions. 3. Some shades may require 3 coats for proper hiding.



ADDITIONAL INFORMATION

POST PAINTING CARE

For the best performance of the paint, ensure proper washing and cleaning of all algal and fungal growth, if any, at regular intervals of six months.

TECHNICAL DETAILS

- 1. Drying time:** Surface dry time 30 min
- 2. Sheen levels:** 5 - 7 at 60 deg GH
- 3. Flash point IS101/1987 Part 1, Sec 6:** NA
- 4. Stability of thinned paint:** To be used within 24 hours
- 5. Shelf life:** 3 years from date of manufacture in original tightly closed containers away from direct sunlight and excessive heat.

PRECAUTIONS

- » Do not apply when ambient temperature is less than 10°C or if the temperature might drop to this level within 4 hrs of application.
- » Do not over-thin or over-extend the brush.
- » Tint using Asian Paints machine colourants only
- » Stir well and strain before use.
- » Tinted paints need thorough shaking immediately after tinter addition as well as before use.

SAFETY FEATURES

- » Kindly refer to the MSDS for Asian Paints Royale Luxury Emulsion which gives detailed information on safety measures while handling the paint, which is available on request.
- » Store the container with the lid tightly closed in an upright position, in a cool, dry place
- » Keep out of reach of children and away from eatables.
- » May be harmful if swallowed. In case of ingestion seek immediate medical attention.
- » Wear eye protection during application. In case of contact with eyes, rinse immediately with plenty of water and seek medical advice.
- » In case of skin contact immediately wash skin with soap and plenty of water. Get medical attention if irritation develops or persists.
- » Do not breathe vapour or spray. It is recommended to wear suitable nose pad during sanding and surface preparation to avoid dust inhalation.
- » Do not pour leftover paint down the drain or in water courses.
- » In the event of spills, contain spillage using sand or earth.
- » No added Lead, Mercury or Chromium compounds.

for online shop
search

www.shop.wallmaaxpaints.com



or scan
here

