



GLAZE PLUS LUXURY EXTERIOR EMULSION



LEAD FREE* GUARANTEE

* All Wallmaax Paints products contain no added Lead, Mercury, Arsenic or Chromium from April 2016.



SALIENT FEATURES


- Wallmaax Exterior Glaze – an ultimate combination of Siloxane modified Acrylic emulsion and high performance additives yields excellent water repellent properties and long durability and weathering properties. Comes with a 10 years durability and 7 years water repellency warranty as a system – Refer: Warranty letter of Wallmaax Exterior Glaze for details
- The strong emulsion resists sticking of dirt – both organic and inorganic, to the film. The dirt gets removed with a gust of wind or by every rain, thus retaining the initial beauty. In other words - Better ease to clean rust, dirt streaks and bird droppings ensuring your walls look fresh for a longer period of time.
- The hard special emulsion back bone confirms removal of non standard stains like permanent marker etc.
- The Glaze Water repellent clear coat recommended percolates into the underlying coating strengthening the back bone emulsion itself instead of forming a final coat thereby improving the water repellency of the product

itself. The superlative waterproofing capabilities of the Wallmaax Exterior Glaze system forms an extra effective barrier against water penetration or wetting. A perfect example of lotus leaf in paint system.

- With a very specific combination of anti fungal and anti algal additives, the product has been ensured to have long life free from black spots or streaks - maintaining the freshness and sheen of the film throughout.
- The product designed to have very minimal detrimental effect on the environment – VOC compliance, use of only REACH certified raw materials etc.
- The Film has a beautiful sheen/luster to it yielding a classy finish to your house that is long lasting.
- The product has no added hazardous materials like heavy metals – lead, arsenic, Chromium, Cadmium) or toxic materials that are carcinogenic, mutagenic, reprotoxin by nature.

PRODUCT FEATURES

Available Packs



Available Colors

2000+

*Currently available in more than 2000+ shades as per the Wallmaax Paints Colour Symphony.

Coverage


On normal masonry surface after brushing



- Primer – Elastomeric And Salt Resistant (PEARS)**
- o Prime Coat @ 30% Dilution: 60 Sq.Ft/Ltr
 - o Undiluted Coat – Protective Coat: 30 – 35 Sq.Ft/Ltr
- Wallmaax Exterior Glaze**
- o One Coat : 110 – 125 Sq.Ft/Ltr
 - o Two Coats : 50 – 60 Sq.Ft/Ltr
- Wallmaax Exterior Glaze Water Repellent Clear**
- o One Coat : 100 - 110 Sq.Ft/Ltr

* Actual coverage may vary from the quoted coverage due to factors such as method and condition of application and surface roughness and porosity.

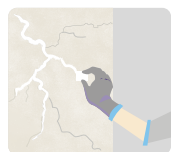
PRE PAINTING STEPS



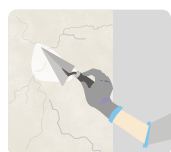
New masonry surfaces must be allowed to cure completely. It is recommended to allow 28 days as the curing time for new masonry surfaces.



Surface should be free from any loose paint, dust or grease. Growths of fungus, algae or moss should be removed by wire brushing and water followed by application of Wallmaax Paints Biopack.



When the underlying surface exhibits chalkiness, in spite of thorough surface cleaning, use Wallmaax's Exterior Sealer.



Wallmaax Exterior Glaze should not be applied on surfaces / substrates that are subjected to continuous seepage and dampness.

APPLICATION PARAMETERS

APPLICATION

STEP 1
For fresh application: Brush/Roller

Primer – Saltex

THINNER

Water

DILUTION %

25 - 30%

APPLICATION VISCOSITY - FLOW CUP B4

NA

RECOATING PERIOD

4 - 5 Hrs

APPLY SALTEx (SELF PRIMING + 1 UNDILUTED COAT) + THREE COATS OF EXTERIOR GLAZE TOP COAT AS PER THE RECOMMENDED APPLICATION PROCEDURE ON HORIZONTAL SURFACES LIKE TOP OF WINDOWS/CHAJJAS ETC

STEP 2

For fresh & Repainting application:
Brush/Roller
Primer – Saltex

Water

25 - 30%

NA

6 - 7 Hrs

STEP 3

Two coats of Wallmaax Exterior Glaze

Brush/Roller/Spray

Water

Brush/Roller & Spray : 40% Max.

Brush Roller 35 - 45 Secs
Spray 20 - 25 Secs

4 - 6 Hrs

STEP 4

One coat of Glaze Water repellent Silicone emulsion clear

Brush

Water

30 - 40%

Brush 35 – 40 Secs

4 - 6 Hrs



ADDITIONAL INFORMATION

POST PAINTING CARE

- » For the best performance of the paint, ensure proper washing of the painting surface and cleaning of all algal and fungal growth, if any, at regular intervals of six months.
- » The Elastomeric Primer will ensure hairline cracks do not get exposed as these cover up over these lines/cracks.

TECHNICAL DETAILS

- 1. Drying time:** Surface dry time 30 min
- 2. Sheen levels:** Up to 20 - 25 at 60 deg GH
- 3. Flash point IS101/1987 Part 1, Sec 6:** NA
- 4. Stability of thinned paint:** To be used within 24 hours after thinning.

PRECAUTIONS

- » Do not apply when ambient temperature is less than 10°C or if the temperature might drop to this level within 4 hrs of application.
- » Do not apply during rain or when rain is expected.
- » Do not over-thin or over-extend the brush.
- » Protect freshly painted surface from rains till the surface gets completely dry.
- » Stir well and strain before use for top coat.
- » Tinted paints need thorough shaking immediately after tinter addition as well as before use.

SAFETY FEATURES

- » Kindly refer to the MSDS for Wallmaax Paints Glaze Plus Exterior Emulsion which gives detailed information on safety measures while handling the paint, which is available on request.
- » Store the container with the lid tightly closed in an upright position, in a cool, dry place
- » Keep out of reach of children and away from eatables.
- » May be harmful if swallowed. In case of ingestion seek immediate medical attention.
- » Wear eye protection during application. In case of contact with eyes, rinse immediately with plenty of water and seek medical advice.
- » In case of skin contact immediately wash skin with soap and plenty of water. Get medical attention if irritation develops or persists.
- » Do not breathe vapour or spray. It is recommended to wear suitable nose pad during sanding and surface preparation to avoid dust inhalation.
- » Do not pour leftover paint down the drain or in water courses.
- » In the event of spills, contain spillage using sand or earth.
- » No added Lead, Mercury or Chromium compounds.

for online shop
search

www.shop.wallmaaxpaints.com



or scan
here

